

Listen / Lists > 10m Luftgewehr Frauen| 10m Air Rifle Women










Sonntag, 28.03.2010 | Sunday, 2010-03-28

50m Halle | 50m Range

Ergebnisse

Results

Platz Place						Serien Series		Finale Final	Ergebnis Result		
1.	Gauß, Beate	Germany		GER	100	100	99	100	<u>103.5</u>	502.5	
2.	Dovgun, Olga	Kazakhstan		KAZ	98	100	100	100	<u>103.3</u>	501.3	
3.	Mager, Jessica	Germany		GER	98	99	100	100	<u>103.6</u>	500.6	
4.	Pfeilschifter, Sonia	Germany		GER	100	98	100	100	<u>102.6</u>	500.6	
5.	Bauer, Dorothee	LLZ Baden-Württemb.		LZBW	100	100	100	99	<u>100.3</u>	499.3	
6.	Lechner, Barbara	Germany		GER	99	100	99	99	<u>101.8</u>	498.8	
7.	Sushko, Anna	Russian Federation		RUS	99	99	99	100	<u>101.6</u>	498.6	
8.	Eckhardt, Marion	LV Hessen		HS	99	100	99	98	<u>101.6</u>	497.6	
9.	Ostkamp, Mareike	LV Westfalen		WF	97	100	99	99		395	
10.	Leskiv, Lesia	Ukraine		UKR	99	99	99	98		395	
11.	Gössler, Ramona	Germany		GER	99	99	98	98		394	
12.	Protasova, Valentina	Russian Federation		RUS	99	97	99	99		394	
13.	Kunz, Melanie	LV Westfalen		WF	98	98	99	99		394	
14.	Andersen, Stine	Denmark		DEN	99	99	99	97		394	
15.	Chuard, Christine	France		FRA	98	98	99	99		394	
16.	Prüfe, Dana	LV Westfalen		WF	100	99	95	98		392	
17.	Vitez, Sandra	Croatia		CRO	94	99	100	99		392	
18.	Schneider, Julia	LLZ Baden-Württemb.		LZBW	99	99	98	96		392	
19.	Eckhardt, Jana	LV Sachsen-Anhalt		ST	98	99	99	96		392	
20.	Arsovic, Andrea	Republic of Serbia		SRB	98	100	98	96		392	
21.	Maksimovic, Ivana	Republic of Serbia		SRB	98	98	98	98		392	
22.	Schwarz, Steffi	LV Nordwest		NW	98	98	98	98		392	
23.	Koop, Nina	LV Westfalen		WF	99	98	98	97		392	
24.	Kuhlmann, Nadine	LV Westfalen		WF	97	99	99	97		392	
25.	Spies, Tatiana	LV Westfalen		WF	99	98	99	95		391	
26.	Appelbaum, Kerstin	LV Westfalen		WF	98	97	97	99		391	
27.	Müller, Jenny	LLZ Baden-Württemb.		LZBW	98	97	98	97		390	
28.	Kühnl, Doris	LV Oberpfalz		OP	98	98	99	95		390	
29.	Snegirevich, Olessya	Kazakhstan		KAZ	97	99	96	97		389	
30.	Dvorsak, Ziva	Slovenia		SLO	98	97	99	95		389	
31.	Rave, Martina	LV Nordwest		NW	99	96	98	96		389	
32.	Calmes, Carole	Luxembourg		LUX	98	96	98	97		389	
33.	Lutke-Willink, Danielle	LV Westfalen		WF	99	97	97	96		389	
34.	Endler, Pirkko	LV Nordwest		NW	97	97	97	98		389	
35.	Landrö Lind, Christine	Norway		NOR	96	96	98	98		388	
36.	Binder, Aranka	Republic of Serbia		SRB	97	97	96	98		388	
37.	Cole-Hamilton, Emma	Scottish Rifle Assoc.		SCO	97	98	96	97		388	
38.	Lohmann, Birgit	LV Rheinland		RH	93	98	98	98		387	
39.	Cohen, Adi	Israel		ISR	97	97	95	98		387	
40.	Stellmacher, Sabrina	LV Nordwest		NW	96	96	98	97		387	
41.	Rohn, Elena	LV Hessen		HS	99	96	96	95		386	
42.	Gabriel, Tamara	LV Hessen		HS	94	98	98	95		385	
43.	Robert, Sarah	France		FRA	97	99	94	95		385	
44.	Fournier, Marie	France		FRA	93	98	96	97		384	
45.	Stahl, Judith	LV Württemberg		WT	97	95	95	97		384	
46.	Bielefeld, Anne	LV Westfalen		WF	93	95	97	98		383	
47.	Baehnisch, Nina	LV Oberpfalz		OP	96	95	97	95		383	
48.	Sharp, Sheena	Scottish Rifle Assoc.		SCO	94	97	94	98		383	
49.	Kleinmanns, Amelie	Germany		GER	99	98	88	97		382	
50.	Ramsing, Lollo	Sweden		SWE	93	94	98	97		382	

51.	Otten, Fenna	LV Nordwest	 NL	93	94	99	95	381	
52.	Sahner, Heike	LV Saar	 SA	97	96	93	95	381	
53.	Sigournay, Emma	Great Britain Police	 GBR	93	94	95	92	374	
54.	Thornton, Pauline	Great Britain Police	 GBR	90	95	97	92	374	
55.	Meyer, Bianca	LV Saar	 SA	91	91	94	94	370	
56.	Bordang, Stephanie	Luxembourg	 LUX	90	89	94	96	369	

Listen / Lists > 10m Luftgewehr Männer | 10m Air Rifle Men

Sonntag, 28.03.2010 | Sunday, 2010-03-28

50m Halle | 50m Range

Ergebnisse

Results

Platz Place			Serien Series						Finale Final	Ergebnis Result		
1.	Mohaupt, Tino	LV Thüringen		99	99	100	99	98	99	<u>103.4</u>	697.4	
2.	Justus, Julian	Germany		100	97	100	100	97	99	<u>101.5</u>	694.5	
3.	Dierolf, Mathias	LLZ Baden-Württemb.		100	100	99	99	99	96	<u>101.4</u>	694.4	
4.	Kuznetsov, Stanislav	Russian Federation		99	97	100	100	99	98	<u>101.2</u>	694.2	
5.	Ponomarev, Dmitry	Russian Federation		99	97	99	100	99	99	<u>101.2</u>	694.2	
6.	Borchers, Henrik	LV Niedersachsen		98	99	98	99	99	100	<u>99.3</u>	692.3	
7.	Gonci, Jozef	Slovakia		99	100	99	99	98	99	<u>97.8</u>	691.8	
8.	Bakken, Ole Magnus	Norway		100	99	98	100	99	98	<u>97.1</u>	691.1	
9.	Pletikoscic, Stevan	Republic of Serbia		99	99	99	99	99	98		593	
10.	Martinez, Lluís	Spain		97	100	98	99	100	98		592	
11.	Moicevic, Zeliko	Slovenia		98	99	98	100	98	99		592	
12.	Balaz, Zoltan	Slovakia		98	99	99	99	99	98		592	
13.	Butz, Christian	LV Westfalen		98	100	98	97	99	100		592	
14.	Diaz, Jorge	Spain		99	97	100	99	98	98		591	
15.	Junghänel, Henri	Germany		98	98	99	100	97	99		591	
16.	Stipberger, Ferdinand	LV Oberpfalz		99	99	98	97	99	99		591	
17.	Grygorenko, Vladislav	Ukraine		99	98	98	98	100	98		591	
18.	Butterweck, Daniel	LV Rheinland		99	99	98	99	99	97		591	
19.	Persson, Anders	Sweden		98	99	100	97	98	99		591	
20.	Johanson, Anders	Sweden		97	99	99	100	98	97		590	
21.	Martin, Roberto	Spain		98	98	98	100	97	99		590	
22.	Richter, Sergej	Israel		99	98	99	98	98	98		590	
23.	Kleimyonov, Alexey	Kazakhstan		98	98	98	100	96	100		590	
24.	Parr, Kenny	Great Britain 1		99	96	99	99	99	97		589	
25.	Hellenbrand, Peter	Netherlands		99	95	100	98	98	99		589	
26.	Conrad, Markus	LV Baden		96	99	100	98	98	97		588	
27.	Roegner, Philipp	LV Westfalen		99	97	98	99	99	96		588	
28.	Kontny, Damian	Germany		98	97	98	99	97	99		588	
29.	Rothmund, Armin	Germany		98	99	98	98	98	97		588	
30.	Nikkelen, Denny	Netherlands		99	98	100	98	96	96		587	
31.	Hein, Oliver	LV Saar		97	99	99	98	99	95		587	
32.	Willenbring, Tim	LLZ Rheinland-Pfalz		96	98	97	100	98	98		587	
33.	Jancek, Matus	Slovakia		97	99	98	99	96	98		587	
34.	Debevec, Raimond	Slovenia		99	98	96	98	98	97		586	
35.	Sebic, Milenko	Republic of Serbia		98	98	98	98	96	98		586	
36.	Kulikov, Viktor	LV Hamburg		96	98	99	98	97	98		586	
37.	Bullinger, Achim	LV Pfalz		99	96	99	97	97	97		585	
38.	Mathis, Remy	France		97	99	97	96	99	97		585	
39.	Böhme, Andre	LV Sachsen-Anhalt		98	96	97	100	97	97		585	
40.	Halkin, Oleksandr	Ukraine		97	97	95	100	98	97		584	
41.	Tveiten Haiq, Daniel	Norway		97	96	96	99	98	98		584	
42.	Markovic, Dragan	Republic of Serbia		99	98	99	98	97	93		584	
43.	Durkovic, Bojan	Croatia		100	96	96	95	99	96		582	
44.	Lünemann, Björn	LV Nordwest		94	100	95	97	99	97		582	
45.	Rodde, Jerome	France		96	99	97	96	97	97		582	
46.	Hoffmann, Jochen	LV Baden		94	97	96	99	97	98		581	
47.	Merz, Dominic	LV Baden		95	96	96	97	98	98		580	
48.	Buchbinder, Michael	LV Oberpfalz		98	97	99	95	96	95		580	
49.	Knop, Andre	LV Westfalen		97	95	98	98	96	96		580	
50.	Anderssohn, Holger	LV Nordwest		96	97	98	92	97	98		578	

51.	Renaud, Joel	France		96	97	99	96	92	97	577	
52.	Trane Svendsen, Halvor	Norway		95	97	97	97	97	94	577	
53.	Sychoy, Ruslan	Ukraine		98	95	96	96	95	97	577	
54.	Schmul, Erich	LV Rheinland		93	98	97	96	95	97	576	
55.	Larsen, Thore	Norway		96	97	95	97	96	94	575	
56.	Kooiman, Berry	Netherlands		93	96	97	94	98	97	575	
57.	Ravnikar, Viljem	Slovenia		94	97	95	95	97	97	575	
58.	Viebahn, Klaas	LV Westfalen		96	98	94	94	97	95	574	
59.	Åkesson, Carl	Sweden		92	96	97	98	94	97	574	
60.	Maus, Frederic	Belgium		95	95	94	94	98	97	573	
61.	Binet, Mickael	France		95	96	96	94	96	94	571	
62.	Kirner, Andreas	LV Südbaden		94	96	95	95	95	94	569	
63.	Ross, Andrew	Scottish Rifle Assoc.		95	96	94	94	94	93	566	
64.	Müller, Sebastian	LV Saar		93	95	92	96	93	92	561	
65.	Huldal, Kjarten	Norway		86	94	95	95	92	95	557	
66.	Sohet, Romain	France-Montpellier		90	95	95	90	95	86	551	
67.	Sinclair, Kevin	Great Britain Police		90	93	90	90	93	90	546	
68.	Smith, Phil	Great Britain Police		86	91	89	84	90	90	530	
69.	Fosshaug, Ola	Norway		84	88	86	84	93	91	526	

Listen / Lists > 10m Luftgewehr Juniorinnen | 10m Air Rifle Women Junior




Freitag, 26.03.2010 | Friday, 2010-03-26

50m Halle | 50m Range

Ergebnisse

Results

Platz Place						Serien Series		Finale Final	Ergebnis Result	
1.	Prediger, Maren	Germany		100	100	99	98		397	
2.	Hagen, Kristina	Germany		99	100	98	97		394	
3.	Elpers, Natalie	LV Westfalen		99	99	98	98		394	
4.	Westerheim, Malin	Norway NTG Kongsvinger		100	98	98	97		393	
5.	Großmann, Melanie	Germany		94	99	99	99		391	
6.	Becker, Anne	Germany		99	95	98	98		390	
7.	Hill, Alina	LV Niedersachsen		97	97	99	97		390	
8.	Tüchter, Lisa	LV Nordwest		97	99	97	97		390	
9.	Kraus, Selina	LV Hessen		95	98	98	99		390	
10.	Cordes, Mareike	Germany		98	97	96	98		389	
11.	Kudelko, Anastasia	Russian Federation		99	96	98	96		389	
12.	Ketterer, Luisa	LV Südbaden		96	100	97	96		389	
13.	Stief, Nadine	LV Hessen		97	96	98	98		389	
14.	Grecnarova, Katarina	Slovakia		100	97	96	96		389	
15.	Rappenhöner, Jaqueline	LV Rheinland		97	98	95	99		389	
16.	Gebert, Michelle	LV Westfalen		96	100	94	98		388	
17.	Wagner, Jamie Jo Ann	LV Westfalen		96	99	97	96		388	
18.	Morere, Julie	France		98	96	97	97		388	
19.	Becker, Janina	LV Hessen		98	98	96	96		388	
20.	Bakken, Andrea	Norway NTG Kongsvinger		96	97	97	97		387	
21.	Baumann, Lena	LV Westfalen		98	95	97	97		387	
22.	Spaiic, Ana	LV Südbaden		98	95	98	96		387	
23.	Semaire, Axelle	Belgium		97	96	97	97		387	
24.	Follmann, Alexandra	LV Saar		95	99	95	98		387	
25.	Chevance, Aurellie	France		95	96	97	98		386	
26.	Bobbert, Victoria	LV Westfalen		93	98	98	97		386	
27.	Malinovskaya, Alexandra	Kazakhstan		99	95	96	96		386	
28.	Ivacheva, Alina	Russian Federation		94	96	97	98		385	
29.	Huck, Michaela	LV Südbaden		96	100	96	93		385	
30.	Send, Carolyn	LV Westfalen		95	95	99	95		384	
31.	Schilling, Sarah	LV Nordwest		95	98	97	94		384	
32.	Hege, Larissa	LV Südbaden		97	98	94	95		384	
33.	Copland, Kay	Scottish Rifle Assoc.		97	96	94	97		384	
34.	Plaum, Fabienne	Germany		96	97	93	98		384	
35.	Flor, Jo-Isabelle	LV Norddeutschland		96	95	95	97		383	
36.	McIntosh, Jennifer	Scottish Rifle Assoc.		97	97	92	97		383	
37.	Füssl, Aileen	Germany		96	95	95	96		382	
38.	Duval, Aurellie	France		96	92	96	97		381	
39.	Kosalla, Lisa	LV Westfalen		96	94	95	96		381	
40.	Mogireva, Yana	Russian Federation		95	97	93	95		380	
41.	Schröder, Sina	LV Hessen		95	95	96	94		380	
42.	Van der Putten, Katrin	Belgium		97	95	94	93		379	
43.	Genin, Lauralee	Belgium		96	91	96	96		379	
44.	Mv, Pauline	Belgium		94	97	96	92		379	
45.	De Quick, Jana	Belgium		95	92	96	96		379	
46.	Hofmann, Sandra	LV Saar		96	96	92	93		377	
47.	Tveiten, Sara	Norway NTG Kongsvinger		93	95	93	95		376	
48.	Schmidt, Mona	LV Hessen		94	92	96	94		376	
49.	Elpers, Janine	LV Westfalen		92	97	95	92		376	

50.	Sköven, Konstanse	Norway NTG Kongsvinger																	
				94	95	94	93											376	
51.	Lande, Elizabeth	Norway NTG Kongsvinger		90	94	93	97											374	
52.	Löcker, Lisa	LV Westfalen		95	89	95	94											373	
53.	Pohlmann, Anna	LV Nordwest		92	92	91	98											373	
54.	Sopala, Marlena	LV Westfalen		92	87	94	96											369	
55.	Minge, Martine	Norway NTG Kongsvinger		94	93	92	90											369	











































Listen / Lists > 10m Luftgewehr Junioren | 10m Air Rifle Men Junior

Freitag, 26.03.2010 | Friday, 2010-03-26

50m Halle | 50m Range

Ergebnisse

Results

Platz Place							Series Series				Finale Final	Ergebnis Result	
1.	Drvaqin, Alexander	Russian Federation		97	99	100	99	100	100			595	
2.	Egorov, Alexander	Russian Federation		98	99	99	99	97	99			591	
3.	DHalluin, Michael	France		98	98	97	100	98	98			589	
4.	Göbel, Tobias	LV Hessen		99	98	99	96	99	97			588	
5.	Janker, Michael	Germany		97	98	97	98	98	99			587	
6.	Shiryaev, Stepan	Russian Federation		95	96	98	97	98	98			582	
7.	Voet, Florian	LV Nordwest		96	95	97	98	98	98			582	
8.	Brunnenberg, Moritz	LV Westfalen		98	99	95	96	97	95			580	
9.	Müllenbach, Yannik	LV Norddeutschland		97	97	99	97	93	95			578	
10.	Thomas, Alexander	LV Rheinland		95	98	95	97	96	97			578	
11.	Brunin, Maxime	Belgium		95	96	97	94	98	96			576	
12.	Monnier, Yohan	France		96	98	97	96	96	93			576	
13.	Bruttel, Nick	LV Südbaden		93	98	95	96	94	98			574	
14.	Lorenschait, Andre	LV Westfalen		97	96	96	97	94	92			572	
15.	Hody, Steve	Belgium		96	97	95	93	95	96			572	
16.	Möller, Tobias	LV Hessen		91	96	96	97	97	93			570	
17.	Hoenen, Hendrik	LV Hessen		95	97	96	95	93	94			570	
18.	Larsen, Jens-Kristian	Norway NTG Kongsvinger		94	93	97	98	93	94			569	
19.	Schepens, Nicolas	Belgium		94	94	95	97	93	96			569	
20.	Schmidt, Jan	LV Westfalen		93	93	96	95	96	94			567	
21.	Schöpges, Manuel	Belgium		93	94	94	96	94	94			565	
22.	Dahl, Jonas	Norway NTG Kongsvinger		90	92	96	97	95	94			564	
23.	Cheetham, Fraser	Scottish Rifle Assoc.		96	94	92	94	93	95			564	
24.	Brodda, Jan	LV Westfalen		97	98	92	88	91	95			561	
25.	Salvesen, Sigrud	Norway NTG Kongsvinger		93	92	95	94	93	92			559	
26.	Paulsen, Benjamin	LV Hamburg		95	89	89	93	96	96			558	
27.	Topmöller, Jan-Hendrik	LV Westfalen		90	93	94	89	94	97			557	
28.	Bønnelykke, Tobias	Norway NTG Kongsvinger		90	90	97	88	92	93			550	
29.	Sand, Jan Erik	Norway		89	90	90	92	93	94			548	
30.	Övrum, Lars David	Norway NTG Kongsvinger		92	90	92	91	90	89			544	

























































































Listen / Lists > 50m Dreistellung Frauen | 50m Rifle 3 Positions Women

Donnerstag, 25.03.2010 | Thursday, 2010-03-25

50m Halle | 50m Range

Ergebnisse

Results

Platz Place			Serien Series						Finale Final	Ergebnis Result		
1.	Lechner, Barbara	Germany		99	98	97	100	97	100	<u>100.2</u>	691.2	
2.	Gauß, Beate	Germany		98	99	97	95	99	93	<u>102.6</u>	683.6	
3.	Pfeilschifter, Sonia	Germany		99	98	97	95	96	97	<u>101.1</u>	683.1	
4.	Kunz, Melanie	LV Westfalen		100	99	97	95	94	98	<u>98.8</u>	681.8	
5.	Leski, Lesia	Ukraine		98	98	95	98	98	95	<u>98.5</u>	680.5	
6.	Dovgun, Olga	Kazakhstan		100	98	93	94	97	99	<u>98.8</u>	679.8	
7.	Gössler, Ramona	Germany		98	98	97	96	98	97	<u>95.6</u>	679.6	
8.	Kleinmanns, Amelie	Germany		98	97	94	97	97	99	<u>97.5</u>	679.5	
9.	Endler, Pirkko	LV Nordwest		98	97	98	93	99	95		580	
10.	Maier, Jessica	Germany		99	99	97	94	98	93		580	
11.	Schade, Karin	LV Hessen		99	97	97	92	96	97		578	
12.	Bauer, Dorothee	LLZ Baden Württemberg		98	98	92	95	98	96		577	
13.	Müller, Jenny	LLZ Baden Württemberg		99	98	96	95	93	94		575	
14.	Landrø Lind, Christine	Norway		97	99	93	92	96	96		573	
15.	Hansen, Pernille	Denmark		96	97	95	96	93	96		573	
16.	Chuard, Christine	France		98	95	91	94	96	98		572	
17.	Protasova, Valentina	Russian Federation		99	99	94	92	94	94		572	
18.	Lohmann, Birgit	LV Rheinland		98	99	94	94	95	91		571	
19.	Fournier, Marie	France		100	98	94	88	95	96		571	
20.	Vitez, Sandra	Croatia		98	98	89	97	96	93		571	
21.	Robert, Sarah	France		100	96	93	95	94	91		569	
22.	Snegirevich, Olessya	Kazakhstan		98	100	91	91	94	94		568	
23.	Arsovic, Andrea	Republic of Serbia		97	93	97	96	92	93		568	
24.	Baehnisch, Nina	LV Oberpfalz		98	97	94	94	92	93		568	
25.	Maksimovic, Ivana	Republic of Serbia		95	96	96	95	92	94		568	
26.	Binder, Aranka	Republic of Serbia		93	99	90	97	93	95		567	
27.	Dvorsak, Ziva	Slovenia		95	98	93	92	91	97		566	
28.	Koop, Nina	LV Westfalen		98	95	88	92	95	97		565	
29.	Cohen, Adi	Israel		97	98	93	88	94	95		565	
30.	Eckhardt, Jana	LV Sachsen-Anhalt		97	95	91	93	92	96		564	
31.	Dohmen, Josefine	LV Rheinland		92	96	95	94	92	94		563	
32.	Schwarz, Steffi	LV Nordwest		97	97	93	91	93	92		563	
33.	Bielefeld, Anne	LV Westfalen		98	96	88	89	93	98		562	
34.	Kühnl, Doris	LV Oberpfalz		94	99	94	88	92	95		562	
35.	Cole-Hamilton, Emma	Scottish Rifle Association		95	98	92	96	91	90		562	
36.	Schneider, Julia	LLZ Baden Württemberg		97	99	95	94	86	90		561	
37.	Sigournay, Emma	Great Britain Police		100	97	89	86	95	93		560	
38.	Stellmacher, Sabrina	LV Nordwest		98	95	86	92	95	93		559	
39.	Otten, Fenna	LV Nordwest		97	96	84	91	96	93		557	
40.	Zoor, Anat	Israel		98	95	91	91	92	88		555	
41.	Stahl, Judith	LV Württemberg		98	99	91	86	90	89		553	
42.	Ramsing, Lollo	Sweden		98	93	89	80	94	94		548	
43.	Sharp, Sheena	Scottish Rifle Association		97	99	86	86	83	92		543	
44.	Johansson, Frida	Sweden		94	92	70	80	92	85		513	

























Zeitplan / Timetable > 50m Dreistellung Männer | 50m Rifle 3 Positions Men

























Freitag, 26.03.2010 | Friday, 2010-03-26



























50m Halle | 50m Range
























Ergebnisse

Results

Platz	Name Place Name	Verband Organisation	Flagge Flag		Serien Series		Finale Final	Ergebnis Result	
1.	Richter, Sergey	Israel		98	100	100	99	1175	
				97	96	97	97		
				97	98	98	98		
2.	Hellenbrand, Peter	Netherlands		97	98	100	100	1165	
				97	97	97	99		
				98	96	94	92		
3.	Markovic, Dragan	Republic of Serbia		100	100	100	98	1164	
				98	96	98	97		
				92	98	94	93		
4.	Pletikosic, Stevan	Republic of Serbia		95	99	98	99	1163	
				94	97	98	97		
				98	95	99	94		
5.	Durkovic, Bojan	Croatia		97	100	99	99	1162	
				91	97	91	96		
				95	99	99	99		
6.	Weingart, Dennis	LLZ Baden Württemberg		99	99	97	99	1162	
				96	92	96	95		
				98	96	99	96		
7.	Sandberg, Per	Sweden		98	100	98	99	1162	
				93	94	95	96		
				97	97	96	99		
8.	Stipberger, Ferdinand	LV Oberpfalz		99	96	99	98	1162	
				94	94	97	95		
				97	97	98	98		
9.	Moikevic, Zeljko	Slovenia		99	97	99	98	1162	
				96	95	96	95		
				98	96	98	95		
10.	Justus, Julian	Germany		99	100	99	100	1160	
				92	96	93	96		
				94	98	97	96		
11.	Joenssion, Karl-Johan	Sweden		98	97	97	99	1160	
				93	94	98	95		
				95	99	97	98		
12.	Olsson, Karl	Sweden		98	99	99	99	1160	

				96	94	95	91		
				98	97	99	95		
13.	Balaz, Zoltan	Slovakia	 SVK	98	100	99	99	1159	
				92	94	95	98		
				95	96	97	96		
14.	Parr, Kenny	Great Britain 1	 GBR	100	100	98	98	1159	
				98	94	96	92		
				96	94	98	95		
15.	Klein, Michael	LLZ Baden Württemberg	 LZBW	98	96	99	100	1159	
				92	96	96	94		
				98	96	98	96		
16.	Gonci, Jozef	Slovakia	 SVK	99	97	99	99	1157	
				99	98	94	94		
				96	96	90	96		
17.	Pirekejev, Igor	Kazakhstan	 KAZ	100	99	98	97	1157	
				93	95	96	92		
				98	94	97	98		
18.	Müller, Axel	LLZ Baden Württemberg	 LZBW	99	98	99	100	1157	
				91	95	95	92		
				96	97	97	98		
19.	Hildebrand, Claus	LV Südbaden	 SB	96	98	99	99	1155	
				93	96	95	95		
				98	98	95	93		
20.	Larsen, Thore	Norway	 NOR	100	98	100	99	1155	
				83	95	93	91		
				99	99	99	99		
21.	Rogner, Philipp	LV Westfalen	 WF	96	99	98	98	1154	
				94	96	95	92		
				98	96	96	96		
22.	Kleimyonov, Alexey	Kazakhstan	 KAZ	100	100	99	99	1153	
				93	94	92	95		
				95	96	94	96		
23.	Martin, Roberto	Spain	 ESP	99	100	100	99	1151	
				91	93	92	94		
				97	95	94	97		
24.	Tveiten Haig, Daniel	Norway	 NOR	97	98	98	98	1150	
				93	93	90	94		
				98	97	95	99		

25.	Junghänel, Henri	Germany		100	99	98	99	1149	
				91	95	93	93		
				94	97	97	93		
26.	Buchbinder, Michael	LV Oberpfalz		98	98	99	99	1149	
				91	93	92	93		
				96	98	97	95		
27.	Reuter, Patrick	LV Westfalen		100	98	96	100	1148	
				92	91	95	92		
				97	96	97	94		
28.	Sebic, Milenko	Republic of Serbia		95	97	99	100	1146	
				93	95	95	97		
				96	91	94	94		
29.	Willenbring, Tim	LLZ Rheinland-Pfalz		97	98	99	99	1144	
				91	94	90	91		
				99	97	94	95		
30.	Anderssohn, Holger	LV Nordwest		97	98	97	97	1143	
				93	92	95	94		
				94	96	94	96		
31.	Svensson, Torbjörn	Sweden		98	97	98	99	1142	
				93	92	93	98		
				91	96	92	95		
32.	Rodde, Jerome	France		98	99	99	98	1138	
				91	87	87	95		
				99	96	93	96		
33.	Martinez, Sergi	Spain		99	99	98	99	1136	
				88	90	92	95		
				93	91	96	96		
34.	Tolonitz, Christoph	LV Sachsen-Anhalt		97	97	94	98	1136	
				92	92	93	95		
				93	95	94	96		
35.	Renaud, Joel	France		99	99	100	98	1135	
				90	90	91	95		
				98	90	93	92		
36.	Kooiman, Berry	Netherlands		100	97	98	99	1135	
				92	91	94	87		
				94	95	95	93		
37.	Binet, Mickael	France		99	97	98	97	1134	

				92	92	90	87		
				94	95	94	99		
38.	Nyflot, Arne Morten	Norway-Gudbrandsdal		97	99	95	96	1132	
				88	94	91	91		
				96	95	94	96		
39.	Sooky, Martin	Slovakia		97	98	96	98	1132	
				90	89	91	92		
				95	93	96	97		
40.	Jaugsch, Kai	LV Sachsen-Anhalt		100	100	97	98	1129	
				92	86	90	88		
				95	95	95	93		
41.	Neuhart, David	LV Pfalz		97	98	96	99	1125	
				93	96	93	93		
				88	91	91	90		
42.	Kasipovic, Nikica	Bosnia and Herzegovina		98	99	97	96	1113	
				86	93	91	92		
				89	88	95	89		
43.	Huldal, Kiertan	Norway		95	94	100	99	1112	
				81	89	84	84		
				95	97	97	97		
44.	Sinclair, Kevin	Great Britain Police		99	96	98	98	1102	
				87	87	94	87		
				91	87	85	93		
45.	Ross, Andrew	Scottish Rifle Association		97	99	93	96	1100	
				90	89	93	83		
				88	91	93	88		
46.	Müller, Sebastian	LV Saar		97	99	97	97	1100	
				88	88	86	81		
				93	91	91	92		
47.	Sohet, Romain	France-Montpellier		97	97	96	99	1098	
				90	91	95	89		
				93	88	78	85		
48.	Noar, Toby	Great Britain Police		99	98	99	94	1035	
				70	86	76	81		
				81	84	84	83		
49.	Fosshaug, Ola	Norway		97	96	96	94	1026	
				78	77	76	71		
				84	87	86	84		































































































Listen / Lists > 50m Dreistellung Juniorinnen | 50m Rifle 3 Positions Women Junior

Mittwoch, 24.03.2010 | Wednesday, 2010-03-24

50m Halle | 50m Range

Ergebnisse

Results

Platz Place						Serien Series				Finale Final	Ergebnis Result	
1.	McIntosh, Jennifer	Scottish Rifle Assoc.		99	100	96	93	97	98		583	
2.	Karlsson, Elin	Sweden		97	99	95	94	98	98		581	
3.	Malinovskaya, Alexandra	Kazakhstan		99	97	90	100	98	95		579	
4.	Cordes, Mareike	Germany		98	98	94	95	96	98		579	
5.	Orth, Jaqueline	LV Hessen		97	97	95	96	95	98		578	
6.	Schlotterbeck, Yvonne	Germany		97	97	95	92	94	100		575	
7.	Tüchter, Lisa	LV Nordwest		99	97	94	95	95	95		575	
8.	Kohler, Kerstin	LLZ Baden-Württemb.		98	100	97	92	93	95		575	
9.	Becker, Anne	Germany		99	97	94	96	90	97		573	
10.	Chevance, Aurellie	France		98	97	97	94	94	93		573	
11.	Simon, Julia	Germany		97	98	93	93	96	96		573	
12.	Gebert, Michelle	LV Westfalen		96	98	96	91	95	96		572	
13.	Schmidt, Laureen	LV Niedersachsen		99	98	93	93	94	94		571	
14.	Rampas, Renee Madelein	LV Niedersachsen		97	97	89	96	98	93		570	
15.	Grecnarova, Katarina	Slovakia		96	97	93	92	95	97		570	
16.	Mogireva, Yana	Russian Federation		97	99	90	91	97	95		569	
17.	Hagen, Kristina	Germany		99	97	93	96	93	91		569	
18.	Wrobel, Yvonne	LLZ Baden-Württemb.		97	97	94	95	91	95		569	
19.	Piepjohn, Patricia	LV Niedersachsen		97	99	91	92	99	90		568	
20.	Rappenhöner, Jaqueline	LV Rheinland		99	99	91	96	95	88		568	
21.	Huck, Michaela	LV Südbaden		97	98	93	91	95	94		568	
22.	Ivacheva, Alina	Russian Federation		96	94	93	91	95	98		567	
23.	Kudelko, Anastasia	Russian Federation		98	98	90	94	93	94		567	
24.	Gablenz, Saskia	LLZ Baden-Württemb.		99	96	92	94	94	92		567	
25.	Plaum, Fabienne	Germany		96	97	95	91	92	96		567	
26.	Bengtsson, Malin	Sweden		98	100	93	90	91	93		565	
27.	Pugsley, Hannah	Great Britain Schools Team		97	97	89	93	95	94		565	
28.	Thöle, Michaela	LV Niedersachsen		95	97	91	93	94	95		565	
29.	Füssl, Aileen	Germany		97	100	90	94	90	93		564	
30.	Westerheim, Malin	Norway NTG Kongsvinger		96	97	92	94	90	95		564	
31.	Elpers, Natalie	LV Westfalen		98	99	92	88	92	94		563	
32.	Copland, Kay	Scottish Rifle Assoc.		100	97	92	93	89	91		562	
33.	Morere, Julie	France		98	100	89	89	93	93		562	
34.	Duval, Aurellie	France		95	95	91	93	93	95		562	
35.	Beer, Jolyn	LV Niedersachsen		97	93	88	93	94	96		561	
36.	Gerecke, Nathalie	LV Niedersachsen		96	98	92	87	91	96		560	
37.	Tveiten, Sara	Norway NTG Kongsvinger		98	98	89	87	95	93		560	
38.	Bobbert, Victoria	LV Westfalen		96	98	91	92	92	91		560	
39.	Flor, Jo-Isabelle	LV Norddeutschland		96	96	93	92	93	89		559	
40.	Schilling, Sarah	LV Nordwest		96	96	92	91	90	92		557	
41.	Pohlmann, Anna	LV Nordwest		97	96	86	92	90	90		551	
42.	Lande, Elizabeth	Norway NTG Kongsvinger		97	98	84	87	91	93		550	
43.	Skøyen, Konstanse	Norway NTG Kongsvinger		98	99	77	82	95	97		548	
44.	Hege, Larissa	LV Südbaden		94	92	87	90	89	96		548	
45.	Spaiic, Ana	LV Südbaden		95	93	92	86	91	91		548	
46.	Elpers, Janine	LV Westfalen		96	98	90	84	89	91		548	
47.	Ketterer, Lujsa	LV Südbaden		93	93	85	82	90	90		533	
48.	Minge, Martine	Norway NTG		91	94	56	60	88	89		478	

Kongsvinger

























Zeitplan / Timetable > 50m Dreistellung Junioren | 50m Rifle 3 Positions Men Junior



























Mittwoch, 24.03.2010 | Wednesday, 2010-03-24







50m Halle | 50m Range

Ergebnisse

Results

Platz Place	Name Name	Verband Organisation	Flagge Flag	Serien Series			Finale Final	Ergebnis Result	
1.	Seyfarth, Patrick	LV Hessen		97	97	99	98	1160	
				96	93	97	98		
				97	95	96	97		
2.	Janke, Michael	Germany		98	100	99	99	1158	
				96	95	98	94		
				91	95	96	97		
3.	Wönigeit, Maik	LV Niedersachsen		99	98	100	98	1148	
				97	92	91	94		
				97	95	93	94		
4.	Dvayagin, Alexander	Russian Federation		96	98	98	99	1144	
				90	92	95	97		
				93	96	95	95		
5.	Henle, Tobias	LLZ Baden Württemberg		97	99	97	97	1143	
				93	95	91	90		
				93	98	95	98		
6.	DHalluin, Michael	France		98	99	93	94	1142	
				93	94	90	96		
				97	94	96	98		
7.	Scherer, Florian	Germany		96	98	97	99	1142	
				97	90	97	95		
				95	92	95	91		
8.	Bederke, Alexander	LV Niedersachsen		94	97	98	99	1141	
				95	94	92	94		
				95	94	97	92		
9.	Dahl, Jonas	Norway NTC Kongsvinger		99	99	100	98	1140	
				90	89	94	85		
				99	95	96	96		
10.	Shiryaev, Stepan	Russian Federation		93	98	96	97	1140	
				94	95	92	96		
				96	91	93	99		
11.	Lahbib, Damien	France		99	99	99	98	1138	
				91	88	93	94		
				94	96	95	92		

12.	Göbel, Tobias	LV Hessen		90	98	97	93	1137	
				95	97	92	96		
				96	96	93	94		
13.	Monnier, Yohan	France		99	98	97	97	1134	
				93	89	89	91		
				95	98	96	92		
14.	Egorov, Alexander	Russian Federation		96	95	96	95	1129	
				91	90	95	96		
				93	94	92	96		
15.	Pauly, Sebastian	LV Westfalen		98	99	99	99	1126	
				87	92	89	92		
				91	90	97	93		
16.	Larsen, Jens-Kristian	Norway NTG Kongsvinger		100	98	99	95	1124	
				84	90	86	92		
				96	89	97	98		
17.	Voet, Florian	LV Nordwest		98	96	96	97	1123	
				87	90	92	97		
				92	96	90	92		
18.	Jansson, Andreas	Sweden		96	97	99	95	1122	
				89	89	85	87		
				97	96	97	95		
19.	Thomas, Alexander	LV Rheinland		97	97	97	97	1122	
				93	93	91	93		
				94	93	89	88		
20.	Cheetham, Fraser	Scottish Rifle Association		95	95	95	99	1112	
				84	90	88	91		
				95	90	96	94		
21.	Topmüller, Jan-Hendrik	LV Westfalen		96	97	99	96	1107	
				89	90	90	87		
				92	92	89	90		
22.	Bruttel, Nick	LV Südbaden		99	98	95	95	1106	
				87	92	85	93		
				91	89	91	91		
23.	Paulsen, Benjamin	LV Hamburg		98	96	93	96	1093	
				87	86	81	87		
				96	92	93	88		
24.	Müllenbach, Yannik	LV Norddeutsch		94	98	96	92	1089	
				87	85	86	88		

			89	93	86	95		
25. Övrum, Lars David	Norway NTC Kongsvinger		91	97	96	96	1088	
			87	82	82	80		
			96	91	95	95		
26. Salvesen, Sigrud	Norway NTC Kongsvinger		91	93	94	96	1085	
			92	88	83	83		
			93	95	88	89		
27. Bønnelykke, Tobias	Norway NTC Kongsvinger		91	93	98	95	1079	
			89	91	92	88		
			87	89	77	89		



























































































Listen / Lists > 50m Legend Frauen | 50m Rifle Prone Women

Samstag, 27.03.2010 | Saturday, 2010-03-27

50m Halle | 50m Range

Ergebnisse

Results

Platz Place			Serien Series							Finale Final	Ergebnis Result	
1.	Dovgun, Olga	Kazakhstan		100	100	100	100	98	100		598	
2.	Gössler, Ramona	Germany		100	100	100	99	97	100		596	
3.	Koop, Nina	LV Westfalen		100	100	97	100	99	99		595	
4.	Bauer, Dorothee	LLZ Baden-Württemb.		97	98	100	100	100	99		594	
5.	Schneider, Julia	LLZ Baden-Württemb.		99	99	99	100	99	97		593	
6.	Snegirevich, Olessya	Kazakhstan		98	100	100	97	99	99		593	
7.	Lechner, Barbara	Germany		98	100	99	99	98	98		592	
8.	Schwarz, Steffi	LV Nordwest		98	98	99	97	100	100		592	
9.	Gauß, Beate	Germany		99	99	98	99	97	100		592	
10.	Kleinmanns, Amelie	Germany		97	98	100	100	99	98		592	
11.	Mager, Jessica	Germany		97	97	99	99	99	99		590	
12.	Sigournay, Emma	Great Britain Police		100	96	98	98	98	100		590	
13.	Hülshoff, Dagmar	LV Westfalen		97	99	99	97	98	100		590	
14.	Andersen, Jette	Denmark		97	99	99	98	98	98		589	
15.	Zoor, Anat	Israel		99	97	98	99	99	97		589	
16.	Pfeilschifter, Sonja	Germany		99	98	98	97	99	98		589	
17.	Arsovic, Andrea	Republic of Serbia		96	100	98	97	99	99		589	
18.	Otten, Fenna	LV Nordwest		98	98	97	99	99	98		589	
19.	Sharp, Sheena	Scottish Rifle Assoc.		97	97	99	99	97	99		588	
20.	Hansen, Svs	Denmark		98	100	99	97	97	97		588	
21.	Bielefeld, Anne	LV Westfalen		97	98	99	97	98	99		588	
22.	Maksimovic, Ivana	Republic of Serbia		99	99	98	97	99	96		588	
23.	Fournier, Marie	France		99	99	98	97	98	96		587	
24.	Baehnisch, Nina	LV Oberpfalz		98	99	100	97	98	95		587	
25.	Protasova, Valentina	Russian Federation		97	99	97	99	97	97		586	
26.	Müller, Jenny	LLZ Baden-Württemb.		95	99	99	99	99	95		586	
27.	Eckhardt, Jana	LV Sachsen-Anhalt		95	98	99	98	99	97		586	
28.	Cohen, Adi	Israel		100	100	94	99	96	95		584	
29.	Ender, Pirkko	LV Nordwest		98	97	97	98	98	96		584	
30.	Cole-Hamilton, Emma	Scottish Rifle Assoc.		98	97	97	99	96	97		584	
31.	Binder, Aranka	Republic of Serbia		96	100	99	96	97	95		583	
32.	Landrö Lind, Christine	Norway		96	95	98	98	96	99		582	
33.	Robert, Sarah	France		94	97	99	96	98	98		582	
34.	Dvorsak, Ziva	Slovenia		99	99	95	96	96	97		582	
35.	Leskiv, Lesia	Ukraine		96	96	98	97	96	99		582	
36.	Thornton, Pauline	Great Britain Police		99	98	96	97	96	95		581	
37.	Stellmacher, Sabrina	LV Nordwest		97	96	98	97	95	97		580	
38.	Kühnl, Doris	LV Oberpfalz		98	95	95	97	93	98		576	
39.	Bordang, Stephanie	Luxembourg		94	97	94	96	97	95		573	
40.	Johansson, Frida	Sweden		99	94	97	88	93	96		567	
41.	Mele, Vesna	Slovenia		94	97	93	96	94	92		566	
42.	Maillet, Annick	Belgium		95	91	93	97	95	95		566	
43.	Ramsing, Lollo	Sweden		94	93	96	90	94	95		562	
44.	Chuard, Christine	France		95	90	92	94	94	94		559	
45.	Kunz, Melanie	LV Westfalen		100	99	100	100	22	0		421	



































































































Listen / Lists > 50m Liegend Männer | 50m Rifle Prone Men




Samstag, 27.03.2010 | Saturday, 2010-03-27





























50m Halle | 50m Range

Ergebnisse

Results

Platz Place			Serien Series							Finale Final	Ergebnis Result	
1.	Svensson, Christofer	Sweden		100	100	100	100	99	100	<u>103.0</u>	702.0	
2.	Ponomarev, Dmitry	Russian Federation		99	100	99	100	99	100	<u>104.9</u>	701.9	
3.	Debevec, Raimond	Slovenia		100	99	100	100	99	99	<u>103.4</u>	700.4	
4.	Eckhardt, Maik	Germany		99	100	100	99	100	99	<u>103.0</u>	700.0	
5.	Olsson, Karl	Sweden		100	100	98	100	100	99	<u>102.0</u>	699.0	
6.	Sandberg, Per	Sweden		98	99	100	99	100	100	<u>102.5</u>	698.5	
7.	Zamorkin, Alexander	Russian Federation		98	98	100	100	100	100	<u>102.4</u>	698.4	
8.	Buchbinder, Michael	LV Oberpfalz		100	100	100	100	97	99	<u>101.2</u>	697.2	
9.	Miroslav, Nemanja	Republic of Serbia		99	99	100	99	100	99		596	
10.	Lusch, Christian	LV Südbaden		100	99	99	100	99	99		596	
11.	Sanglen, Henrik	Sweden		98	100	100	98	100	100		596	
12.	Nielsen, Kenneth	Denmark		99	99	99	100	100	99		596	
13.	Richter, Sergej	Israel		98	99	99	99	100	100		595	
14.	Andersson, Sam	Sweden		98	98	100	99	100	100		595	
15.	Thomson, Matthew	Scottish Rifle Assoc.		99	99	100	99	98	100		595	
16.	Pirekeyev, Igor	Kazakhstan		99	100	100	98	98	100		595	
17.	Kuznetsov, Stanislav	Russian Federation		99	98	99	99	100	100		595	
18.	Van der Velde, Rolf	Netherlands		98	100	99	99	99	100		595	
19.	Pletikoscic, Stevan	Republic of Serbia		100	99	98	99	99	100		595	
20.	Hummler, Marco	LV Westfalen		98	100	99	99	99	100		595	
21.	Böhme, Andre	LV Sachsen-Anhalt		100	99	100	100	98	98		595	
22.	Mortensen, Jesper	Denmark		99	100	98	100	99	99		595	
23.	Martin, Roberto	Spain		100	98	100	100	99	98		595	
24.	Starik, Guv	Israel		99	99	100	97	99	100		594	
25.	Gonzalez, Iordi	Spain		98	99	98	100	100	99		594	
26.	Gladyszewski, Adam	Poland		100	98	99	99	99	99		594	
27.	Migala, David	Poland WKS Grunwald Poznan		98	99	98	99	100	100		594	
28.	Junghänel, Henri	Germany		99	98	100	98	100	99		594	
29.	Johanson, Anders	Sweden		98	100	97	99	100	100		594	
30.	Tveiten Haig, Daniel	Norway		99	100	99	98	99	99		594	
31.	Weingart, Dennis	LLZ Baden-Württemb.		99	100	100	99	99	97		594	
32.	Rothmund, Armin	Germany		99	97	100	99	100	99		594	
33.	Balaz, Zoltan	Slovakia		99	99	100	97	100	99		594	
34.	Hildebrand, Claus	LV Südbaden		99	100	98	99	99	98		593	
35.	Steinbach, Alexander	LV Nordwest		99	99	100	98	98	99		593	
36.	Schwarz, Manuel	LV Westfalen		99	99	100	99	98	98		593	
37.	Kleimyonov, Alexey	Kazakhstan		98	100	97	100	99	99		593	
38.	Shaziri, Doron	Israel		98	98	99	99	100	98		592	
39.	Simkovich, Gil	Israel		97	99	99	98	100	99		592	
40.	Caughey, David	Scottish Rifle Assoc.		97	99	98	98	100	100		592	
41.	Müller, Axel	LLZ Baden-Württemb.		97	100	99	99	100	97		592	
42.	Varqa, Miroslav	Czech Republic Club		96	100	100	99	98	99		592	
43.	Gonci, Jozef	Slovakia		100	99	99	100	97	97		592	
44.	Larsen, Thore	Norway		99	99	98	99	98	99		592	
45.	Persson, Anders	Sweden		98	97	99	100	99	99		592	
46.	Markovic, Dragan	Republic of Serbia		99	98	98	99	99	99		592	
47.	Wilshire, Austin	South-East England		99	98	99	98	99	99		592	
48.	Moicevic, Zeljko	Slovenia		98	99	98	98	99	100		592	
49.	Anderssohn, Holger	LV Nordwest		99	96	99	99	100	99		592	

50.	Durkovic, Bojan	Croatia		100	95	99	99	100	99	592	
51.	Sooky, Martin	Slovakia		100	99	97	97	100	99	592	
52.	Bakken, Ole Magnus	Norway		100	96	98	99	99	99	591	
53.	Sychov, Ruslan	Ukraine		98	99	99	97	99	99	591	
54.	Jaugusch, Kai	LV Sachsen-Anhalt		97	97	100	100	98	99	591	
55.	Sebic, Milenko	Republic of Serbia		97	100	97	99	99	99	591	
56.	Jönsson, Kim	Sweden		98	97	99	100	99	98	591	
57.	Kristensen, Jens	Denmark		98	99	98	99	97	99	590	
58.	Butz, Christian	LV Westfalen		99	95	98	99	99	100	590	
59.	Rodde, Jerome	France		99	96	100	97	99	99	590	
60.	Klein, Michael	LLZ Baden-Württemb.		99	97	99	97	100	98	590	
61.	Poliszuk, Zbigniew	Poland-Lublin		100	99	99	98	97	97	590	
62.	Stipberger, Ferdinand	LV Oberpfalz		100	95	99	99	98	98	589	
63.	Justus, Julian	Germany		98	95	98	99	100	99	589	
64.	Renaud, Joel	France		99	99	94	100	98	99	589	
65.	Willenbring, Tim	LLZ Rheinland-Pfalz		99	98	99	96	100	97	589	
66.	Venger, Nikolai	LV Westfalen		100	98	97	98	96	100	589	
67.	Melvaer, Erling	Norway-Gudbrandsdal		99	98	100	99	98	95	589	
68.	Reuter, Patrick	LV Westfalen		98	99	98	99	97	98	589	
69.	Davis, Neil	South-East England		100	98	100	97	98	96	589	
70.	Kooiman, Berry	Netherlands		98	97	99	99	98	98	589	
71.	Binet, Mickael	France		97	98	98	97	100	99	589	
72.	Baubkus, Udo	Polizei NRW		97	99	99	97	98	98	588	
73.	Lorente, Lluís	Spain		95	97	98	99	100	99	588	
74.	Burda, Andrzej	Poland Vetrim Opole		96	98	100	98	97	99	588	
75.	Martinez, Sergi	Spain		100	99	99	98	96	96	588	
76.	Stenvaag, Harald	Norway		99	98	99	97	97	98	588	
77.	Van Keulen, J.	Netherlands Zeeland-Noord		100	97	98	99	97	97	588	
78.	Jancek, Matus	Slovakia		100	100	97	99	97	95	588	
79.	Hellenbrand, Peter	Netherlands		99	97	98	98	98	98	588	
80.	Niehüser, Jörg	LV Westfalen		98	100	100	97	97	96	588	
81.	Kristiansen, Rene	Denmark		98	98	97	96	99	98	586	
82.	Sinclair, Kevin	Great Britain Police		96	99	98	96	98	99	586	
83.	Cox, Lionel	Belgium		97	97	98	97	99	98	586	
84.	Parr, Kenny	Great Britain 1		98	98	98	96	99	96	585	
85.	Mv, Patrick	Belgium		96	98	98	98	97	98	585	
86.	Trane Svendsen, Halvor	Norway		97	98	97	97	98	98	585	
87.	Busse, Stefan	LV Hamburg		97	96	98	99	96	99	585	
88.	Carlsson, Göran	Sweden-Stockholm		96	99	98	99	97	96	585	
89.	Karlsson, Henrik	Sweden		96	97	98	96	99	98	584	
90.	Åkesson, Carl	Sweden		100	97	98	95	98	96	584	
91.	Halkin, Oleksandr	Ukraine		98	98	96	98	97	97	584	
92.	Ross, Andrew	Scottish Rifle Assoc.		96	98	98	97	98	97	584	
93.	Grygorenko, Vladislav	Ukraine		97	98	99	98	95	97	584	
94.	Horn, Andreas	LLZ Baden-Württemb.		97	99	97	96	98	97	584	
95.	Brown, Chris	Great Britain Police		98	98	97	97	97	97	584	
96.	Fosshaug, Ola	Norway		99	94	96	95	99	100	583	
97.	Neuhart, David	LV Pfalz		96	100	98	98	96	95	583	
98.	Hoffmann, Jochen	LV Baden		98	98	96	96	97	98	583	
99.	Kontny, Damian	Germany		97	98	98	98	97	94	582	
100.	Tolonitz, Christoph	LV Sachsen-Anhalt		98	100	97	95	96	96	582	
101.	Graduszewski, Adam	Poland Zawisza Bydgoszcz		95	99	94	97	98	98	581	
102.	Viets, Sebastian	LV Hamburg		100	97	95	94	97	98	581	
103.	Kocevar, Mitja	Slovenia		98	100	97	96	97	93	581	
104.	Göranson, Arne	Sweden-Stockholm		97	95	96	98	98	97	581	

105.	Videcky, Jan	Czech Republic Club		97	99	97	95	95	98	581	
106.	Pettett, Ian	Great Britain Police		94	99	98	97	98	95	581	
107.	White, Chris	Great Britain 1		97	95	99	97	94	98	580	
108.	Van Rooij, Peter	Netherlands Zeeland-Noord		98	100	96	98	96	92	580	
109.	Nyflot, Arne Morten	Norway-Gudbrandsdal		95	98	96	96	99	96	580	
110.	Sohet, Romain	France-Montpellier		95	96	97	98	96	97	579	
111.	Cooper, Ernie	Great Britain Police		96	97	97	95	95	97	577	
112.	Ravnikar, Viljem	Slovenia		96	97	97	95	96	96	577	
113.	Glover, David	Great Britain Police		96	95	96	98	96	96	577	
114.	Grey, Terry	Mercia Regional Squad		96	93	97	94	98	97	575	
115.	Müller, Sebastian	LV Saar		96	95	97	93	98	96	575	
116.	Brown, Eric	Great Britain Police		93	95	96	95	98	97	574	
117.	Smith, Phil	Great Britain Police		96	95	95	95	94	97	572	
118.	Meyers, Joel	Luxembourg		93	96	98	96	95	94	572	

Listen / Lists > 50m Legend Juniorinnen | 50m Rifle Prone Women Junior

Donnerstag, 25.03.2010 | Thursday, 2010-03-25

50m Halle | 50m Range

Ergebnisse

Results

Platz Place							Series Series			Finale Final	Ergebnis Result	
1.	Tüchter, Lisa	LV Nordwest		100	100	100	99	100	99		598	
2.	McIntosh, Jennifer	Scottish Rifle Assoc.		100	98	98	100	99	100		595	
3.	Copland, Kay	Scottish Rifle Assoc.		98	99	100	99	99	98		593	
4.	Bengtsson, Malin	Sweden		97	98	99	99	99	99		591	
5.	Grecnarova, Katarina	Slovakia		98	98	98	99	100	98		591	
6.	Becker, Anne	Germany		98	97	99	99	98	99		590	
7.	Schlotterbeck, Yvonne	Germany		98	99	100	99	96	97		589	
8.	Duval, Aurellie	France		99	100	97	94	100	98		588	
9.	Karlsson, Elin	Sweden		98	97	97	100	97	98		587	
10.	Schilling, Sarah	LV Nordwest		99	100	95	99	97	97		587	
11.	Plaum, Fabienne	Germany		97	99	100	98	96	97		587	
12.	Wrobel, Yvonne	LLZ Baden-Württemb.		95	98	99	99	98	98		587	
13.	Huck, Michaela	LV Südbaden		99	99	97	96	98	97		586	
14.	Malinovskaya, Alexandra	Kazakhstan		99	97	95	97	99	99		586	
15.	Tveiten, Sara	Norway NTG Kongsvinger		96	99	97	99	98	97		586	
16.	Chevance, Aurellie	France		98	97	97	100	95	99		586	
17.	Mogireva, Yana	Russian Federation		97	99	95	97	98	99		585	
18.	Kudelko, Anastasia	Russian Federation		97	100	99	97	94	98		585	
19.	Morere, Julie	France		98	99	98	95	95	99		584	
20.	Cordes, Mareike	Germany		100	95	97	98	98	96		584	
21.	Kohler, Kerstin	LLZ Baden-Württemb.		99	98	96	98	97	96		584	
22.	Lande, Elizabeth	Norway NTG Kongsvinger		96	95	97	97	99	100		584	
23.	Spaiic, Ana	LV Südbaden		97	97	97	96	99	98		584	
24.	Simon, Julia	Germany		94	99	97	96	98	99		583	
25.	Westerheim, Malin	Norway NTG Kongsvinger		97	97	96	97	97	99		583	
26.	Pugsley, Hannah	Great Britain Schools Team		96	96	100	97	97	96		582	
27.	Gebert, Michelle	LV Westfalen		94	98	98	98	97	97		582	
28.	Gablenz, Saskia	LLZ Baden-Württemb.		94	97	95	100	97	98		581	
29.	Füssli, Aileen	Germany		97	99	97	95	95	98		581	
30.	Ivacheva, Alina	Russian Federation		98	100	96	94	94	98		580	
31.	Flor, Jo-Isabelle	LV Norddeutschland		95	98	97	95	96	99		580	
32.	Bennett, Harriet	Great Britain Schools Team		96	95	93	99	98	97		578	
33.	Hagen, Kristina	Germany		99	97	94	96	96	96		578	
34.	Danczak, Fran	Great Britain Schools Team		93	98	98	97	95	96		577	
35.	Evans, Chloe	Great Britain Schools Team		96	95	93	98	96	96		574	
36.	Sköyén, Konstanse	Norway NTG Kongsvinger		94	94	99	95	94	97		573	
37.	Minge, Martine	Norway NTG Kongsvinger		92	94	97	97	99	94		573	
38.	Hege, Larissa	LV Südbaden		97	94	98	93	95	96		573	
39.	Pohlmann, Anna	LV Nordwest		98	94	94	94	96	95		571	
40.	Ketterer, Luisa	LV Südbaden		91	96	97	95	97	94		570	
41.	Bakken, Andrea	Norway NTG Kongsvinger		93	94	92	93	92	95		559	

































































Listen / Lists > 50m Liegend Junioren | 50m Rifle Prone Men Junior

Donnerstag, 25.03.2010 | Thursday, 2010-03-25

50m Halle | 50m Range

Ergebnisse

Results

Platz Place								Serien Series		Finale Final	Ergebnis Result	
1.	Wönigeit, Maik	LV Niedersachsen		100	99	99	98	100	100		596	
2.	Dahl, Jonas	Norway NTG Kongsvinger		99	99	98	99	100	98		593	
3.	Boschenrieder, Dominik	Germany		98	99	100	98	98	100		593	
4.	Janker, Michael	Germany		100	99	98	99	99	97		592	
5.	Paulv, Sebastian	LV Westfalen		97	98	99	98	100	100		592	
6.	Voet, Florian	LV Nordwest		99	99	97	100	98	97		590	
7.	Drvaqin, Alexander	Russian Federation		98	99	96	99	97	99		588	
8.	Jansson, Andreas	Sweden		98	97	97	98	99	98		587	
9.	DHalluin, Michael	France		95	97	99	100	98	97		586	
10.	Monnier, Yohan	France		96	98	99	98	97	98		586	
11.	Scherer, Florian	Germany		96	97	96	98	98	99		584	
12.	Egorov, Alexander	Russian Federation		97	95	97	97	99	99		584	
13.	Monksommers, Ben	Great Britain Schools Team		95	99	96	97	98	98		583	
14.	Bederke, Alexander	LV Niedersachsen		100	96	96	95	97	98		582	
15.	Barron, Oliver	Scottish Rifle Assoc.		97	96	97	99	98	95		582	
16.	Lahbib, Damien	France		96	99	98	97	99	92		581	
17.	Cheetham, Fraser	Scottish Rifle Assoc.		92	99	97	96	99	98		581	
18.	Topmüller, Jan-Hendrik	LV Westfalen		99	98	95	96	97	96		581	
19.	Larsen, Jens-Kristian	Norway NTG Kongsvinger		100	97	95	97	92	99		580	
20.	Henle, Tobias	LLZ Baden-Württemb.		97	96	97	96	95	99		580	
21.	Shiryaev, Stepan	Russian Federation		96	98	98	98	95	95		580	
22.	Attwood, Craig	Great Britain Schools Team		95	95	96	97	99	98		580	
23.	Snell, Mike	Great Britain Schools Team		96	94	97	96	99	96		578	
24.	Stilgoe, Robert	Great Britain Schools Team		94	99	96	98	96	95		578	
25.	Belcher, Richard	Great Britain Schools Team		99	95	95	97	95	96		577	
26.	Johnson, Roland	Great Britain Schools Team		98	98	94	94	94	96		574	
27.	Øvrum, Lars David	Norway NTG Kongsvinger		98	97	94	94	96	95		574	
28.	Bruttel, Nick	LV Südbaden		96	95	98	97	93	93		572	
29.	Müllenbach, Yannik	LV Norddeutschland		93	95	97	98	93	94		570	
30.	Bønnelykke, Tobias	Norway NTG Kongsvinger		97	94	94	95	95	93		568	
31.	Paulsen, Benjamin	LV Hamburg		91	93	94	95	91	97		561	
32.	Salvesen, Sigrud	Norway NTG Kongsvinger		88	96	96	94	96	90		560	

Listen / Lists > 10m Luftpistole Frauen | 10m Air Pistol Women

Samstag, 27.03.2010 | Saturday, 2010-03-27

10m Halle | 10m Range

Ergebnisse

Results

Platz Place						Serien Series		Finale Final	Ergebnis Result	
1.	Ashumova, Irada	Azerbaijan		99	94	94	96	<u>97.7</u>	480.7	
2.	Johann, Maren	LV Westfalen		94	94	96	95	<u>100.7</u>	479.7	
4.	Baghirova, Nigar	Azerbaijan		94	94	99	94	<u>94.6</u>	475.6	
5.	Drishlyuk, Yuliya	Kazakhstan		93	93	94	96	<u>97.1</u>	473.1	
6.	Kaminska, Oksana	Ukraine		91	95	94	96	<u>95.5</u>	471.5	
8.	Domkina, Kateryna	Ukraine		95	93	96	91	<u>92.4</u>	467.4	
10.	Korostylova, Yuliya	Ukraine		92	96	92	94		374	
11.	Marovic, Marija	Croatia		90	95	94	93		372	
12.	Suslonova, Alena	Russian Federation		90	93	93	95		371	
13.	Joliff, Constance	France		94	94	98	84		370	
14.	Engström, Christina	Denmark		93	90	96	90		369	
16.	Seeger, Carmen	LV Niedersachsen		93	90	91	94		368	
18.	Zajons, Inga	LV Rheinland		89	90	91	95		365	
20.	David, Clementine	France		91	89	90	95		365	
21.	Zabolotskaya, Valeria	Russian Federation		93	91	89	91		364	
22.	Kharchenko, Diana	Kazakhstan		86	92	92	91		361	
26.	Schreiber, Sabrina	LV Rheinland		86	92	86	91		355	























































































Listen / Lists > 10m Luftpistole Männer | 10m Air Pistol Men

Mittwoch, 24.03.2010 | Wednesday, 2010-03-24

10m Halle | 10m Range

Ergebnisse

Results

Platz Place						Serien Series				Finale Final	Ergebnis Result	
1.	Ekimov, Leonid	Russian Federation		99	98	99	98	100	98	100.3	692.3	
2.	Petriv, Oleksandr	Ukraine		96	97	97	98	97	96	98.1	679.1	
3.	Jaskevich, Alexey	Russian Federation		96	97	97	97	96	96	99.0	678.0	
4.	Bidniak, Ivan	Ukraine		98	95	97	95	96	94	98.5	673.5	
5.	Rybovalon, Ivan	Ukraine		90	95	95	98	97	98	99.5	672.5	
6.	Lunev, Ruslan	Azerbaijan		96	99	96	94	97	92	97.9	671.9	
7.	Brossart, Arthur	LV Westfalen		96	96	95	94	96	96	97.4	670.4	
8.	Peirick, Michael	LV Niedersachsen		93	97	96	94	98	96	95.7	669.7	
9.	Hoppe, Thomas	LV Niedersachsen		94	98	97	96	95	93		573	
10.	Gault, Michael	England National Squad		97	95	95	98	95	93		573	
11.	Blanchouin, Sebastien	France		97	95	96	98	94	91		571	
12.	Ubih, Iqbal	England National Squad		92	96	95	95	93	99		570	
13.	Mammadov, Rasul	Azerbaijan		95	96	94	94	93	96		568	
14.	Pilkewicz, Manfred	LV Westfalen		96	95	92	96	94	95		568	
15.	Radochyn, Serge	Netherlands Regions		93	94	96	95	97	93		568	
16.	Seeger, Frank	LV Niedersachsen		95	95	96	95	93	93		567	
17.	Schleuter, Michael	LV Westfalen		96	95	91	96	91	97		566	
18.	Lambert, Rudolph	Belgium		91	95	95	94	96	95		566	
19.	Ritchi, Alan	Scottish Pistol Association		95	93	92	92	96	97		565	
20.	Lev, Manfred	LV Rheinland		94	93	93	97	95	92		564	
21.	Ermes, Andre	LV Westfalen		93	93	90	96	95	97		564	
22.	Newsome, James	England National Squad		93	94	95	92	95	94		563	
23.	Walendi, Dennis	LV Westfalen		93	95	97	91	91	96		563	
24.	Michel, Pierre	LV Westfalen		91	92	96	93	96	95		563	
25.	Pirson, Julien	Belgium		93	91	93	96	94	96		563	
26.	Sandmann, Sascha	LV Nordwest		94	95	92	95	93	93		562	
27.	Ulrich, Florian	LV Niedersachsen		91	94	96	93	94	94		562	
28.	Roth, Franz	LV Mittelfranken		91	96	96	93	91	93		560	
29.	Lang, Wolfgang	LV Mittelfranken		90	92	92	97	96	93		560	
30.	Hofele, Axel	LV Mittelfranken		94	95	91	94	92	93		559	
31.	Korn, Jürgen	LV Rheinland		92	91	93	94	96	93		559	
32.	Delmeer, Patrick	Netherlands FLE		95	92	92	91	96	92		558	
33.	Mariutto, Louis	Luxembourg		90	97	94	92	95	90		558	
34.	Estaque, Marc	France		94	89	95	92	93	95		558	
35.	Pöhler, Andre	LV Westfalen		96	91	92	92	91	95		557	
36.	Abram, Enrico	LV Westfalen		91	95	91	88	96	93		554	
37.	Derouaux, JM	Belgium		94	92	94	92	89	92		553	
38.	Decker, Patrick	Luxembourg		94	92	91	92	93	90		552	
39.	Gray, Kevin	Scottish Pistol Association		87	91	95	90	92	94		549	
40.	Petitot, Clement	France		87	90	92	95	92	92		548	
41.	Lepage, Paul	Belgium		87	90	95	91	91	94		548	
42.	Brauns, Frank	LV Rheinland		89	87	90	90	85	88		529	
43.	Kürz, Christoph	LV Rheinland		83	91	90	88	91	84		527	





























Listen / Lists > 10m Luftpistole Juniorinnen | 10m Air Pistol Women Junior

Samstag, 27.03.2010 | Saturday, 2010-03-27

50m Halle | 50m Range

Ergebnisse

Results

Platz Place						Serien Series		Finale Final	Ergebnis Result	
1.	Guillaume, Sarah	France		95	92	92	93		372	
2.	Shalaikina, Margarita	Russian Federation		96	94	91	91		372	
3.	Barsukova, Ekaterina	Russian Federation		91	95	91	94		371	
4.	Levina, Ekaterina	Russian Federation		88	93	93	93		367	
5.	Mulot, Melanie	France		93	91	89	94		367	
6.	Küpperhaus, Maike	LV Westfalen		92	91	89	92		364	
7.	Gallien, Alisson	France		89	92	92	91		364	
8.	Düsing, Vanessa	LV Westfalen		89	89	92	91		361	
9.	Knillmann, Jenniffer	LV Westfalen		86	92	91	89		358	
10.	Kappe, Lena	LV Westfalen		89	90	90	89		358	
11.	Westerfeld, Julia	LV Nordwest		88	91	90	87		356	
12.	Edzards, Rena	LV Nordwest		85	89	89	91		354	
13.	Scire, Sophie	France		86	84	90	91		351	
14.	Polak, Hannah	England National Squad		92	88	83	43		306	

Listen / Lists > 10m Luftpistole Junioren | 10m Air Pistol Men Junior

Mittwoch, 24.03.2010 | Wednesday, 2010-03-24

10m Halle | 10m Range

Ergebnisse

Results

Platz Place			Serien Series						Finale Final	Ergebnis Result		
1.	Masaqutov, Artur	Russian Federation		96	98	97	95	92	94		572	
2.	Kilin, Nikolai	Russian Federation		94	95	93	95	97	96		570	
3.	Visloguzov, Ruslan	Russian Federation		97	95	96	92	95	94		569	
4.	Brückner, Jan	LV Westfalen		96	92	95	94	97	93		567	
5.	Kaulen, Tobias	LV Rheinland		94	94	96	92	93	96		565	
6.	Halloy, Marc	Belgium		92	95	92	96	91	92		558	
7.	Servais, Denis	Belgium		93	96	90	94	91	92		556	
8.	Grünhoff, Dennis	LV Nordwest		93	90	94	91	90	97		555	
9.	Alarcon, Victor	France		93	89	97	92	91	92		554	
10.	Berndt, Marvin	LV Nordwest		91	93	90	92	93	89		548	
11.	Callaghan, Kristian	England National Squad		94	89	92	89	89	92		545	
12.	Strehlau, Daniel	LV Westfalen		92	89	89	93	89	88		540	
13.	Dubosc, Maxence	France		92	85	89	91	90	90		537	























Listen / Lists > 25m Pistole Frauen | 25m Pistol Women

Sonntag, 28.03.2010 | Sunday, 2010-03-28

50m Halle | 50m Range

Ergebnisse

Results

Platz Place						Serien Series				Finale Final	Ergebnis Result
1.	Domkina, Kateryna	Ukraine		98	97	95	97	96	95	<u>201.6</u>	779.6
2.	Joliff, Constance	France		96	98	96	96	98	93	<u>196.5</u>	773.5
3.	Drishlyuk, Yuliya	Kazakhstan		98	94	97	94	97	95	<u>197.9</u>	772.9
4.	Kaminska, Oksana	Ukraine		94	96	95	97	100	96	<u>193.6</u>	771.6
5.	David, Clementine	France		90	97	98	91	96	98	<u>199.2</u>	769.2
6.	Seeger, Carmen	LV Niedersachsen		95	98	96	94	88	97	<u>200.5</u>	768.5
7.	Guiliano, Cyrielle	France		95	98	94	96	94	94	<u>195.3</u>	766.3
8.	Thorsen, Dorte	Denmark		93	96	95	94	97	97	<u>191.1</u>	763.1
9.	Marovic, Marija	Croatia		94	95	97	95	95	92		568
10.	Korostylova, Yuliya	Ukraine		91	96	94	94	95	97		567
11.	Steinicke, Ina	LV Westfalen		98	94	93	94	94	94		567
12.	Goberville, Sandrine	France		93	96	94	92	97	91		563
13.	Zabolotskaya, Valeria	Russian Federation		93	90	90	95	95	99		562
14.	Kharchenko, Diana	Kazakhstan		93	94	95	86	90	93		551
15.	Busch, Andrea	LV Westfalen		87	91	87	95	94	96		550
16.	Lydall, Julia	England National Squad		89	92	97	92	90	89		549
17.	Spoor, Leonie	Royal Dutch Army		92	96	87	88	90	94		547
18.	Schwenker, Martina	LV Nordwest		89	97	91	92	85	88		542
19.	Suslonova, Alena	Russian Federation		94	92	94	95	97	67		539
20.	Kächele, Astrid	LV Nordwest		89	89	94	92	88	87		539
21.	Van Harten, Chantal	Royal Dutch Army		85	86	92	93	92	91		539
22.	Niebuhr, Cathrin	LV Nordwest		86	91	94	79	89	91		530
23.	Madsen, Sarah	Denmark		88	93	90	81	87	91		530
24.	Engström, Christina	Denmark		87	87	92	90	83	88		527













Listen / Lists > 25m Pistole Juniorinnen | 25m Pistol Women Junior

Sonntag, 28.03.2010 | Sunday, 2010-03-28

50m Halle | 50m Range

Ergebnisse

Results

Platz Place			Serien Series						Finale Final	Ergebnis Result	
1.	Shalaikina, Margarita	Russian Federation		91	97	98	94	94	96		570
2.	Levina, Ekaterina	Russian Federation		94	95	96	96	91	95		567
3.	Barsukova, Ekaterina	Russian Federation		90	94	95	94	96	96		565
4.	Polak, Hannah	England National Squad		90	89	95	97	94	94		559
5.	Westerfeld, Julia	LV Nordwest		94	97	92	92	92	91		558
6.	Guillaume, Sarah	France		90	95	96	92	84	95		552
7.	Scire, Sophie	France		92	88	92	94	89	94		549
8.	Düsing, Vanessa	LV Westfalen		89	90	89	90	89	89		536
9.	Gallien, Alisson	France		87	88	92	94	82	93		536
10.	Mulot, Melanie	France		85	88	89	80	82	90		514
11.	Edzards, Rena	LV Nordwest		87	84	88	89	79	82		509
12.	Knillmann, Jennifer	LV Westfalen		85	89	87	71	75	78		485









































































Listen / Lists > 50m Pistole Männer | 50m Pistol Men

Dienstag, 23.03.2010 | Tuesday, 2010-03-23

50m Halle | 50m Range

Ergebnisse

Results

Platz Place						Serien Series				Finale Final	Ergebnis Result	
1.	Ekimov, Leonid	Russian Federation	 RUS	95	94	96	93	96	96	<u>101.3</u>	671.3	
2.	Bidniak, Ivan	Ukraine	 UKR	95	93	94	93	94	93	<u>95.0</u>	657.0	
3.	Rybovalon, Ivan	Ukraine	 UKR	93	86	92	96	94	96	<u>95.0</u>	652.0	
4.	Gault, Michael	England National Squad	 ENG	93	93	93	94	94	92	<u>92.6</u>	651.6	
5.	Petriv, Oleksandr	Ukraine	 UKR	91	95	91	95	87	93	<u>97.8</u>	649.8	
6.	Jaskevich, Alexey	Russian Federation	 RUS	90	90	92	92	96	93	<u>92.0</u>	645.0	
7.	Nestruiev, Mikhail	Russian Federation	 RUS	89	92	95	92	89	90	<u>97.4</u>	644.4	
8.	Ulrich, Florian	LV Niedersachsen	 NS	88	90	91	94	92	93	<u>74.7</u>	622.7	
9.	Estaque, Marc	France	 FRA	87	93	93	95	92	87		547	
10.	Lunev, Ruslan	Azerbaijan	 AZE	88	92	89	91	90	95		545	
11.	Sandmann, Sascha	LV Nordwest	 NW	95	93	91	90	90	85		544	
12.	Ubih, Iqbal	England National Squad	 ENG	89	88	88	94	94	89		542	
13.	Hoppe, Thomas	LV Niedersachsen	 NS	88	89	91	85	94	95		542	
14.	Mariutto, Louis	Luxembourg	 LUX	90	87	89	91	89	94		540	
15.	Blanchouin, Sebastien	France	 FRA	92	88	92	90	85	91		538	
16.	Brossart, Arthur	LV Westfalen	 WF	89	86	89	90	92	90		536	
17.	Mammadov, Rasul	Azerbaijan	 AZE	95	87	86	89	90	88		535	
18.	Radochyn, Serge	Netherlands Regions	 NED	91	91	89	86	88	89		534	
19.	Lambert, Rudolph	Belgium	 BEL	90	89	83	90	89	90		531	
20.	Petitot, Clement	France	 FRA	81	86	86	92	92	93		530	
21.	Schleuter, Michael	LV Westfalen	 WF	94	89	90	84	87	85		529	
22.	Korn, Jürgen	LV Rheinland	 RH	90	91	82	87	90	89		529	
23.	Roth, Franz	LV Mittelfranken	 MSB	85	92	89	91	82	89		528	
24.	Ritchi, Alan	Scottish Pistol Association	 SCO	85	94	87	86	89	87		528	
25.	Michel, Pierre	LV Westfalen	 WF	92	90	86	88	84	86		526	
26.	Lev, Manfred	LV Rheinland	 RH	84	89	86	89	89	89		526	
27.	Decker, Patrick	Luxembourg	 LUX	81	90	85	85	92	92		525	
28.	Lang, Wolfgang	LV Mittelfranken	 MSB	86	86	83	91	93	86		525	
29.	Pilkevicz, Manfred	LV Westfalen	 WF	88	86	89	89	83	89		524	
30.	Abram, Enrico	LV Westfalen	 WF	86	88	91	83	87	88		523	
31.	Peirick, Michael	LV Niedersachsen	 NS	86	79	91	83	93	91		523	
32.	Gray, Kevin	Scottish Pistol Association	 SCO	92	86	84	85	84	89		520	
33.	Lepage, Paul	Belgium	 BEL	91	88	89	84	86	79		517	
34.	Delmeer, Patrick	Netherlands FLE	 NED	90	80	85	86	85	85		511	
35.	Newsome, James	England National Squad	 ENG	85	83	82	83	88	89		510	
36.	Hofele, Axel	LV Mittelfranken	 MSB	78	74	84	82	80	85		483	
37.	Brauns, Frank	LV Rheinland	 RH	82	84	80	81	82	73		482	

Listen / Lists > 50m Pistole Junioren | 50m Pistol Men Junior

Dienstag, 23.03.2010 | Tuesday, 2010-03-23

50m Halle | 50m Range

Ergebnisse

Results

Platz Place						Serien Series				Finale Final	Ergebnis Result	
1.	Visloguzov, Ruslan	Russian Federation		89	89	94	88	90	88		538	
2.	Masaqutov, Artur	Russian Federation		91	89	89	91	86	91		537	
3.	Kilin, Nikolai	Russian Federation		87	83	91	96	93	87		537	
4.	Grünhoff, Dennis	LV Nordwest		87	87	84	86	92	85		521	
5.	Berndt, Marvin	LV Nordwest		89	75	82	86	82	77		491	






























Listen / Lists > 25m Schnellfeuerpistole Männer | 25m Rapid Fire Pistol Men

Freitag, 26.03.2010 | Friday, 2010-03-26

25m Halle | 25m Range

Ergebnisse

Results

Platz Place			Serien Series							Finale Final	Ergebnis Result	
1.	Klimov, Alexey	Russian Federation		100	94	95	98	100	97	<u>200.0</u>	784.0	
2.	Ekimov, Leonid	Russian Federation		97	97	97	97	97	98	<u>195.8</u>	778.8	
3.	Nestruev, Mikhail	Russian Federation		99	98	91	98	100	95	<u>197.6</u>	778.6	
4.	Bravko, Dmitry	Russian Federation		98	96	95	94	97	98	<u>195.9</u>	773.9	
5.	Bondaruk, Roman	Ukraine		96	96	94	97	95	96	<u>198.8</u>	772.8	
6.	Moses, Torsten	LV Rheinland		95	97	96	94	95	97	<u>197.0</u>	771.0	
7.	Petriv, Oleksandr	Ukraine		97	93	95	98	99	91		573	
8.	Tkachov, Oleg	Ukraine		99	96	93	99	96	86		569	
9.	Magmet, Taras	Ukraine		94	96	92	96	96	92		566	
10.	Scharrelmann, Philipp	LV Nordwest		92	98	89	93	98	87		557	
11.	Bidniak, Ivan	Ukraine		96	90	93	99	93	86		557	
12.	Lunev, Ruslan	Azerbaijan		96	93	90	96	91	90		556	
13.	Müller, Peter	LV Westfalen		92	92	86	95	93	87		545	
14.	Schleuter, Michael	LV Westfalen		94	89	89	97	90	85		544	
15.	Raynaud, Christian	Belgium		98	88	71	0	0	0		257	







Listen / Lists > 25m Schnellfeuerpistole Junioren | 25m Rapid Fire Pistol Men Junior

Samstag, 27.03.2010 | Saturday, 2010-03-27

25m Halle | 25m Range

Ergebnisse

Results

Platz Place						Serien Series				Finale Final	Ergebnis Result	
1.	Dubosc, Maxence	France	 FRA	95	96	82	95	92	85		545	
2.	Strehlau, Daniel	LV Westfalen	 WF	92	90	83	90	89	70		514	
3.	Sanow, Stefan	LV Westfalen	 WF	80	77	78	90	88	71		484	
4.	Callaghan, Kristian	England National Squad	 ENG	90	91	48	93	92	67		481	